

August 7, 2020:

CLX Logistics continues to monitor the impacts of the Covid-19 virus. As a company, we are focused on the safety of our employees and ensuring our customers are well supported through this time. We remain open for business and are operating under our business continuity plan. During this time, two-way communication is key. Please do not hesitate to reach out to us.

Below is a recap of key items impacting transportation today. It is a compilation of information from our team, carrier partners, customers, and industry sources.

Regulatory / Governmental Updates:

- [FMCSA](#) information and resources website contains the latest updates to the Covid-19 outbreak.
- As of [July 13](#) the extension for HOS relief will be limited to medical supplies related to testing, diagnosis, and treatment of Covid-19; livestock/livestock feed; and supplies necessary for community safety, sanitization, and prevention of community spread. The extension runs through August 14, 2020.
- FMCSA will [extend the waiver](#) for drivers with expiring CDL's, learner's permits or medical cards through September 30 due to the pandemic.

Closures and Travel Restrictions:

- The US/Canada and US/Mexico border closures have been extended until at least August 21st.
- The Cybersecurity and Infrastructure Security Agency (CISA) and Idaho National Laboratory (INL) have developed a website for truckers and other transportation professionals to understand the various restrictions found throughout the country. The Commercial Routing Assistance website can be accessed via [this link](#).
- The stay at home orders have expired across the country. The table of closures has been updated with the expiration dates for each state that implemented some form of a stay at home order. We have left the table active for now, due to the potential second wave as cases are spiking throughout the country. At the time of publishing, we are not aware of any stay at home/shelter in place orders being instituted.
- The International Road Transport Union has discontinued the free daily worldwide updates. Their Covid-19 [information hub](#) is still accessible.

Thank a trucker / transportation professional!

- During the outbreak of the Covid-19 virus, America's truckers have continued to supply the medicines, medical equipment, food, fuel, and other critical goods that we all depend upon each day.
- CLX would like to recognize and provide a small token of thanks those individuals who have remained out on the 'frontlines' performing these critical tasks while most non-essential activities have been stopped as America shelters in place.
- Please send any nominations for someone in the trucking industry (drivers, terminal employees, or dispatchers) that has provided exception service during this time to ICT@clxlogistics.com

Having Capacity Issues?

CLX Brokerage Services can help alleviate some of the capacity issues you may be experiencing with your pool of carriers.

Contact us for more info:
Brokerage@clxlogistics.com



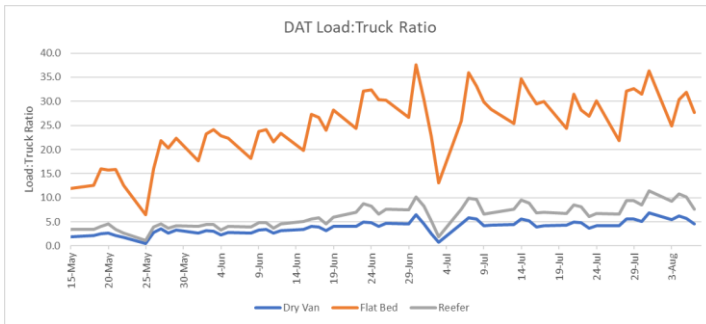
Market Updates

Bulk, LTL & Truckload (Van/Reefer/Flatbed):

- Southern California, Eastern Texas and the Arkansas-Tennessee corridor, northern Ohio, and central Indiana were the areas with highest truckload demand over the past week. The MD/PA/NJ areas experienced tighter capacity as well, some of which may be direct impacts of Hurricane Isaias' journey up the east coast.
- Capacity continues to tighten in general, the DAT load per truck ratio has risen from under 2 in May to over 4 through July. In other words, twice as many loads as trucks available in July as compared to May.

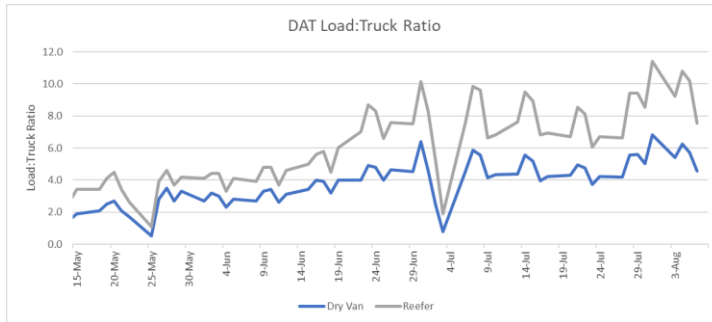
Trend info for Dry Van/Reefer/Flatbed:

- Spot market activity increased 8.6% overall last week in comparison to the prior week, per DAT.
- Van shipment load to truck ratio increased by 22.7% last week.
- Reefer shipment load to truck ratio decreased by 28.9% last week.
- Flatbed shipment load to truck ratio decreased by 10.0% last week.
- The table below is the latest load to truck ratio from DAT (US shipments).



Source: DAT Solutions, LLC.

- Same table as above but removed the flatbed info to show van/reefer in finer detail.



Source: DAT Solutions, LLC.

Shelter In Place Directives		
State	Effective Date	"Reopen"
Alabama	4/4/2020	4/30/2020
Alaska	3/27/2020	4/24/2020
Arizona	3/31/2020	5/15/20
California	3/19/2020	Partial 5/12/20
Colorado	3/26/2020	4/26/2020
Connecticut	3/23/2020	5/20/2020
Delaware	3/24/2020	5/31/2020
Florida	4/3/2020	5/4/2020
Georgia	4/3/2020	4/24/2020
Hawaii	3/25/2020	5/31/20
Idaho	3/25/2020	4/30/2020
Illinois	3/21/2020	5/29/2020
Indiana	3/25/2020	5/4/2020
Kansas	3/30/2020	5/3/2020
Kentucky	3/23/2020	Retail open 5/20/2020
Louisiana	3/23/2020	5/15/20
Maine	4/2/2020	5/31/2020
Maryland	3/23/2020	5/15/2020
Massachusetts	3/24/2020	5/18/20
Michigan	3/24/2020	6/1/2020
Minnesota	3/28/2020	4/27/2020
Mississippi	4/3/2020	4/27/2020
Missouri	4/6/2020	5/3/2020
Montana	3/28/2020	4/27/2020
Nevada	3/25/2020	5/9/2020
New Hampshire	3/27/2020	6/15/20
New Jersey	3/21/2020	6/9/2020
New Mexico	3/24/2020	5/31/2020
New York	3/22/2020	5/28/2020
North Carolina	3/30/2020	5/22/2020
Ohio	3/23/2020	5/29/20
Oregon	3/20/2020	Partial 5/15/20
Pennsylvania	3/19/2020	6/4/20
Rhode Island	3/28/2020	5/8/20
South Carolina	4/7/2020	4/20/2020
Tennessee	4/1/2020	4/27/2020
Texas	4/2/2020	4/30/2020
Vermont	3/25/2020	5/15/20
Virginia	3/25/2020	6/10/2020
Washington	3/23/2020	5/31/20
Washington DC	4/1/2020	5/29/20
West Virginia	3/24/2020	5/4/2020
Wisconsin	3/25/2020	5/13/2020



Export/Import/Ocean:

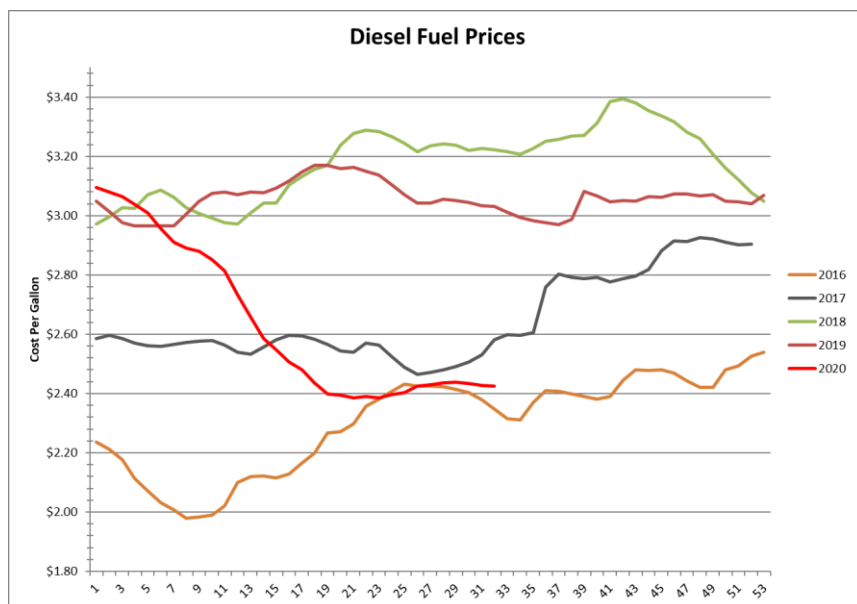
- [UPS pilots](#) have asked for the ability to decline duty assignments to Hong Kong, due new Covid-19 screening requirements.
- The [Federal Maritime Commission](#) has determined that the Port of New York and New Jersey has been ‘minimally impacted’ by Covid-19. However, one of the key operational challenges is the ability to return containers in a more efficient manner. Port executives advised it is a high priority moving forward. The Port of New Orleans will be the next port evaluated by FMC.
- Trans-Atlantic rates are declining, while Trans-Pacific rates have climbed. The Freightos Baltic Daily Index estimates the cost to ship from Asia to the US West Coast has doubled since March, while shipping from Europe to the US East Coast has declined by 2%

Rail:

- The [Association of American Railroads](#) has reported that US weekly traffic for the week ending August 1, 2020 was down 9.9% as compared to the same week last year.

Fuel:

- The national average price per gallon this week is \$2.424. A slight decrease from last week and third week in a row that the national average price per gallon has declined.



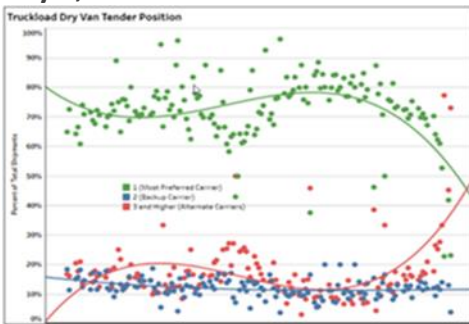
Source: U.S. Energy Information Administration



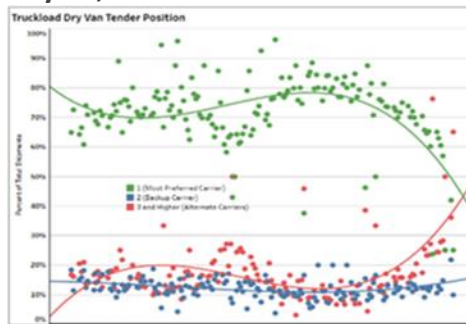
Market Tender Position -> Six-Week recap:

- The six-week trend capture of tender acceptance as noted by the CLX carrier network for sequential tenders is below.
- Green dots/line represents the primary carrier, blue represents the backup carrier, red represents other alternate carrier options.
- Capacity remains tight in the truckload segment.

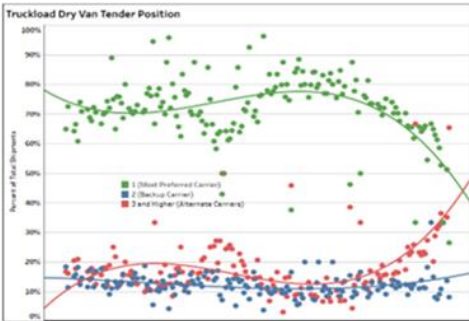
July 3, 2020



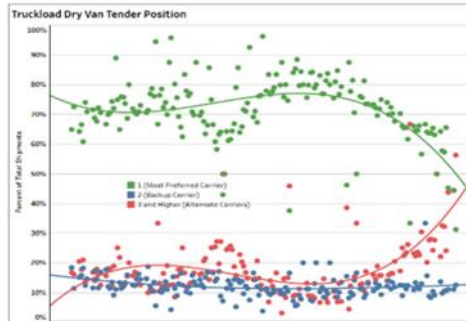
July 10, 2020



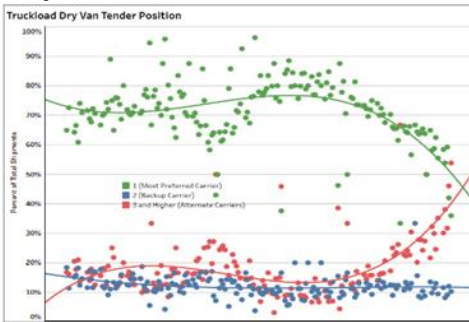
July 17, 2020



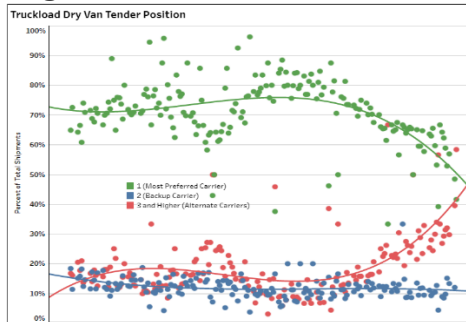
July 24, 2020



July 31, 2020



August 7, 2020



Source: CLX Logistics US carrier network. YTD August 2020. Customer pickup and return shipments excluded.

To get a free demonstration using your data and integrating the transportation managed analytics program into your data [contact us today.](#)