



## June 26, 2020:

CLX Logistics continues to monitor the impacts of the Covid-19 virus. As a company, we are focused on the safety of our employees and ensuring our customers are well supported through this time. We remain open for business and are operating under our business continuity plan. During this time, two-way communication is key. Please do not hesitate to reach out to us.

Below is a recap of key items impacting transportation today. It is a compilation of information from our team, carrier partners, customers, and industry sources.

## Regulatory / Governmental Updates:

- [FMCSA](#) information and resources website contains the latest updates to the Covid-19 outbreak.
- As of [June 15](#) the extension for HOS relief will be limited to medical supplies related to testing, diagnosis, and treatment of Covid-19; livestock/livestock feed; and supplies necessary for community safety, sanitization, and prevention of community spread. The extension runs through July 14, 2020.
- FMCSA will [extend the waiver](#) for drivers with expiring CDL's, learner's permits or medical cards through September 30 due to the pandemic.

## Closures and Travel Restrictions:

- The Cybersecurity and Infrastructure Security Agency (CISA) and Idaho National Laboratory (INL) have developed a website for truckers and other transportation professionals to understand the various restrictions found throughout the country. The Commercial Routing Assistance website can be accessed via [this link](#).
- The stay at home orders have expired across the country. The table of closures has been updated with the expiration dates for each state that implemented some form of a stay at home order.
- A worldwide list of restrictions from the [International Road Transport Union](#) can be found [here](#).

## Thank a trucker / transportation professional!

- During the outbreak of the Covid-19 virus, America's truckers have continued to supply the medicines, medical equipment, food, fuel, and other critical goods that we all depend upon each day.
- CLX would like to recognize and provide a small token of thanks those individuals who have remained out on the 'frontlines' performing these critical tasks while most non-essential activities have been stopped as America shelters in place.
- Please send any nominations for someone in the trucking industry (drivers, terminal employees, or dispatchers) that has provided exception service during this time to [ICT@clxlogistics.com](mailto:ICT@clxlogistics.com)

## Having Capacity Issues?

CLX Brokerage Services can help alleviate some of the capacity issues you may be experiencing with your pool of carriers.

Contact us for more info:  
[Brokerage@clxlogistics.com](mailto:Brokerage@clxlogistics.com)



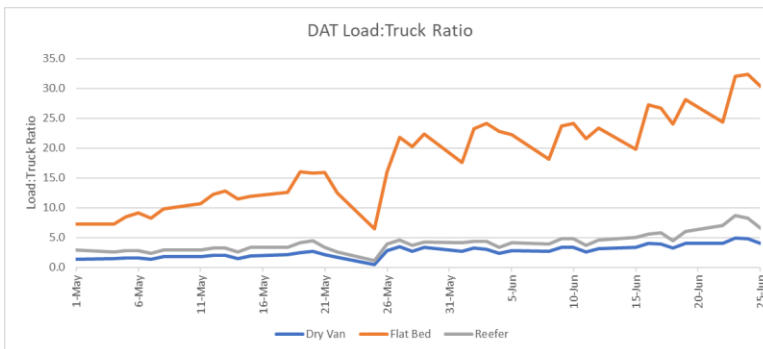
## Market Updates

### Bulk, LTL & Truckload (Van/Reefer/Flatbed):

- Capacity continues to tighten as the economy continues to open, and with produce season in the South and Southeast. Areas of high demand are from Houston, TX area across the gulf coast to New Orleans. A stretch from Arkansas, across Tennessee and into the western Carolinas, and Atlanta towards the Savannah Georgia areas are also running at high demand levels over the past week.

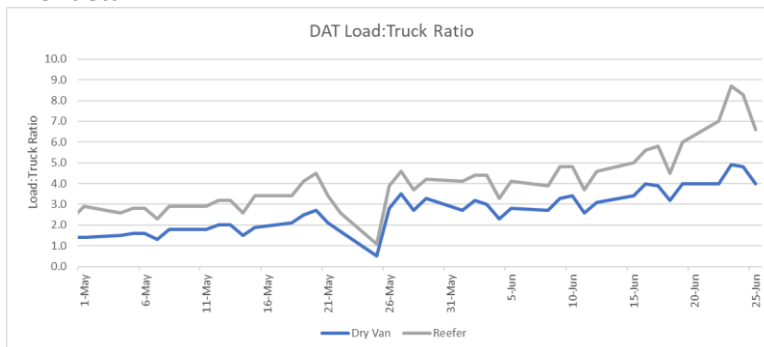
### Trend info for Dry Van/Reefer/Flatbed:

- Spot market activity increased 15.6% overall last week in comparison to the prior week, per DAT.
- Van shipment load to truck ratio increased by 23.5% last week.
- Reefer shipment load to truck ratio increased by 27.2% last week.
- Flatbed shipment load to truck ratio increased by 14.26% last week.
- The table below is the latest load to truck ratio from DAT (US shipments).



Source: DAT Solutions, LLC.

- Same table as above but removed the flatbed info to show van/reefer in finer detail.



Source: DAT Solutions, LLC.

| Shelter In Place Directives |                |                       |
|-----------------------------|----------------|-----------------------|
| State                       | Effective Date | "Reopen"              |
| Alabama                     | 4/4/2020       | 4/30/2020             |
| Alaska                      | 3/27/2020      | 4/24/2020             |
| Arizona                     | 3/31/2020      | 5/15/20               |
| California                  | 3/19/2020      | Partial 5/12/20       |
| Colorado                    | 3/26/2020      | 4/26/2020             |
| Connecticut                 | 3/23/2020      | 5/20/2020             |
| Delaware                    | 3/24/2020      | 5/31/2020             |
| Florida                     | 4/3/2020       | 5/4/2020              |
| Georgia                     | 4/3/2020       | 4/24/2020             |
| Hawaii                      | 3/25/2020      | 5/31/20               |
| Idaho                       | 3/25/2020      | 4/30/2020             |
| Illinois                    | 3/21/2020      | 5/29/2020             |
| Indiana                     | 3/25/2020      | 5/4/2020              |
| Kansas                      | 3/30/2020      | 5/3/2020              |
| Kentucky                    | 3/23/2020      | Retail open 5/20/2020 |
| Louisiana                   | 3/23/2020      | 5/15/20               |
| Maine                       | 4/2/2020       | 5/31/2020             |
| Maryland                    | 3/23/2020      | 5/15/2020             |
| Massachusetts               | 3/24/2020      | 5/18/20               |
| Michigan                    | 3/24/2020      | 6/1/2020              |
| Minnesota                   | 3/28/2020      | 4/27/2020             |
| Mississippi                 | 4/3/2020       | 4/27/2020             |
| Missouri                    | 4/6/2020       | 5/3/2020              |
| Montana                     | 3/28/2020      | 4/27/2020             |
| Nevada                      | 3/25/2020      | 5/9/2020              |
| New Hampshire               | 3/27/2020      | 6/15/20               |
| New Jersey                  | 3/21/2020      | 6/9/2020              |
| New Mexico                  | 3/24/2020      | 5/31/2020             |
| New York                    | 3/22/2020      | 5/28/2020             |
| North Carolina              | 3/30/2020      | 5/22/2020             |
| Ohio                        | 3/23/2020      | 5/29/20               |
| Oregon                      | 3/20/2020      | Partial 5/15/20       |
| Pennsylvania                | 3/19/2020      | 6/4/20                |
| Rhode Island                | 3/28/2020      | 5/8/20                |
| South Carolina              | 4/7/2020       | 4/20/2020             |
| Tennessee                   | 4/1/2020       | 4/27/2020             |
| Texas                       | 4/2/2020       | 4/30/2020             |
| Vermont                     | 3/25/2020      | 5/15/20               |
| Virginia                    | 3/25/2020      | 6/10/2020             |
| Washington                  | 3/23/2020      | 5/31/20               |
| Washington DC               | 4/1/2020       | 5/29/20               |
| West Virginia               | 3/24/2020      | 5/4/2020              |
| Wisconsin                   | 3/25/2020      | 5/13/2020             |



## Export/Import/Ocean:

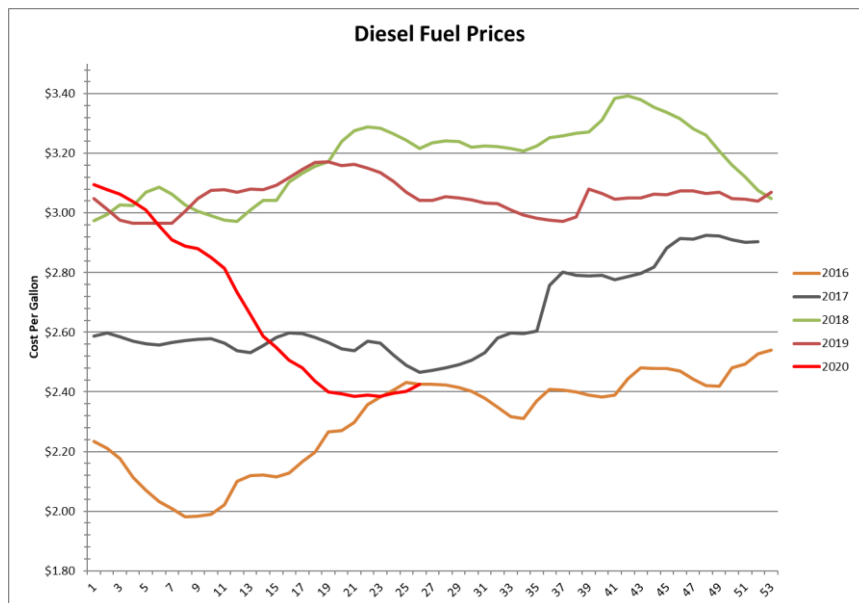
- Hapag Lloyd announced a GRI from South East Asia, Middle East and India to Australia effective July 1. \$150 increase for 20' containers, \$300 increase for 40' containers. Additionally, a GRI from East Asia to the US/Canada will be implemented August 1. \$1200 per 20' container and \$1500 per 40' container.
- China is [requesting suppliers](#) of food products certify their goods are not contaminated with Covid-19.
- Emirates Sky Cargo will convert ten of their 777-300 fleet to cargo service by removing passenger seating.

## Rail:


- The [Association of American Railroads](#) has reported that US weekly traffic is down 12.9% as compared to the same week last year.

## Fuel:

- The national average price per gallon this week is \$2.425 This is the third straight week that the national average has increased.



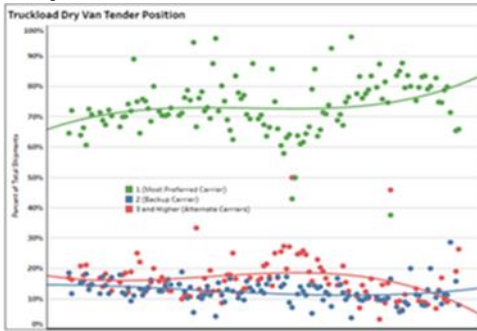
Source: U.S. Energy Information Administration



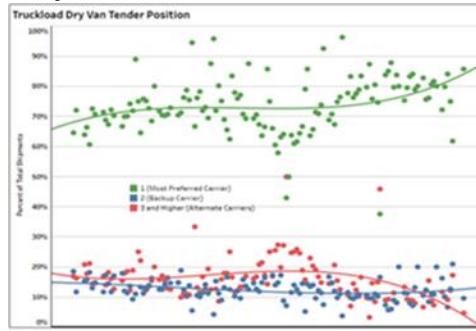
## Market Tender Position → Six-Week recap:

- The six-week trend capture of tender acceptance as noted by the CLX carrier network for sequential tenders is below.
- Green dots/line represents the primary carrier, blue represents the backup carrier, red represents other alternate carrier options.
- Capacity continues to tighten as noted earlier. The primary carrier acceptance trend displayed on the final two graphs has started to decline.

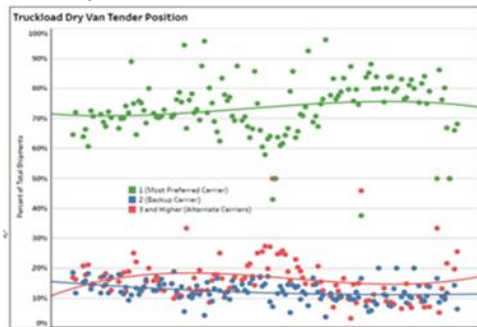
May 22, 2020



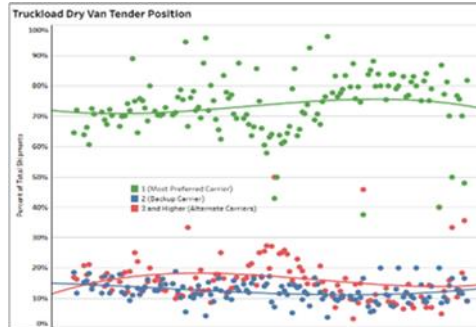
May 29, 2020



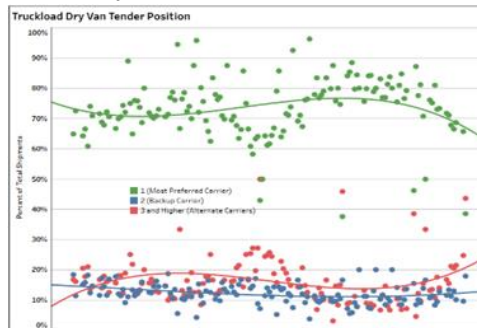
June 5, 2020



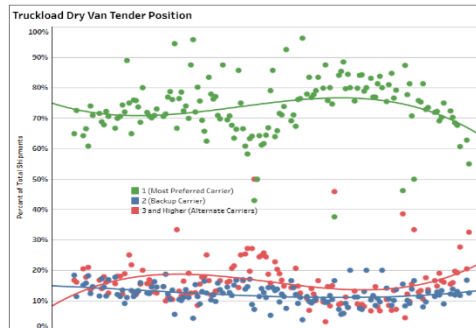
June 12, 2020



June 19, 2020



June 26, 2020



Source: CLX Logistics US carrier network. YTD June 2020. Customer pickup and return shipments excluded.

To get a free demonstration using your data and integrating the transportation managed analytics program into your data [contact us today.](#)