



June 5, 2020:

CLX Logistics continues to monitor the impacts of the Covid-19 virus. As a company, we are focused on the safety of our employees and ensuring our customers are well supported through this time. We remain open for business and are operating under our business continuity plan. During this time, two-way communication is key. Please do not hesitate to reach out to us.

Below is a recap of key items impacting transportation today. It is a compilation of information from our team, carrier partners, customers, and industry sources.

Regulatory / Governmental Updates:

- [FMCSA](#) information and resources website contains the latest updates to the Covid-19 outbreak.
- On [May 13th](#), FMCSA extended the Covid 19 exemption for essential supplies, equipment, and persons through June 14.

Closures and Travel Restrictions:

- The Cybersecurity and Infrastructure Security Agency (CISA) and Idaho National Laboratory (INL) have developed a website for truckers and other transportation professionals to understand the various restrictions found throughout the country. The Commercial Routing Assistance website can be accessed via [this link](#).
- By now, nearly all stay at home orders have expired, and states are “open”. The definition of what “open” entails varies by location in terms of businesses impacted and size of gatherings permitted. And some states, ex. Pennsylvania, Oregon, and Virginia, are opening portions of their state while other portions remain “closed.”
- The table of closures/openings lists either the planned re-opening date, or the expiration date of the stay at home orders by state. The dates can and likely will change as each state assesses their own circumstances each day.
- A worldwide list of restrictions from the [International Road Transport Union](#) can be found [here](#).
- US/Canada and US/Mexico [border restrictions extended](#) into June.

Thank a trucker / transportation professional!

- During the outbreak of the Covid-19 virus, America’s truckers have continued to supply the medicines, medical equipment, food, fuel, and other critical goods that we all depend upon each day.
- CLX would like to recognize and provide a small token of thanks those individuals who have remained out on the ‘frontlines’ performing these critical tasks while most non-essential activities have been stopped as America shelters in place.
- Please send any nominations for someone in the trucking industry (drivers, terminal employees, or dispatchers) that has provided exception service during this time to ICT@clxlogistics.com

Having Capacity Issues?

CLX Brokerage Services can help alleviate some of the capacity issues you may be experiencing with your pool of carriers.

Contact us for more info:
Brokerage@clxlogistics.com



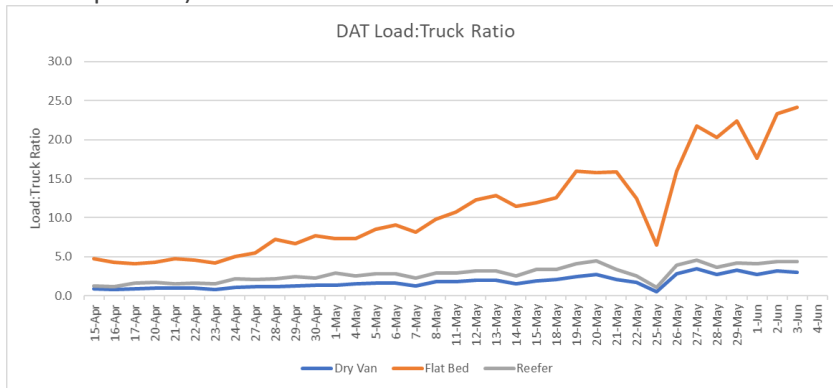
Market Updates

Bulk, LTL & Truckload (Van/Reefer/Flatbed):

- As has been the case for the past several weeks, we are not hearing reports of any widespread disruptions in service due to driver illness across any of the modes. There have been some local service disruptions due to on-going protest activity. These appear to have impacted ltl shipments, more than full truckload. Your local ltl terminal contacts are the best source for the most current local information.

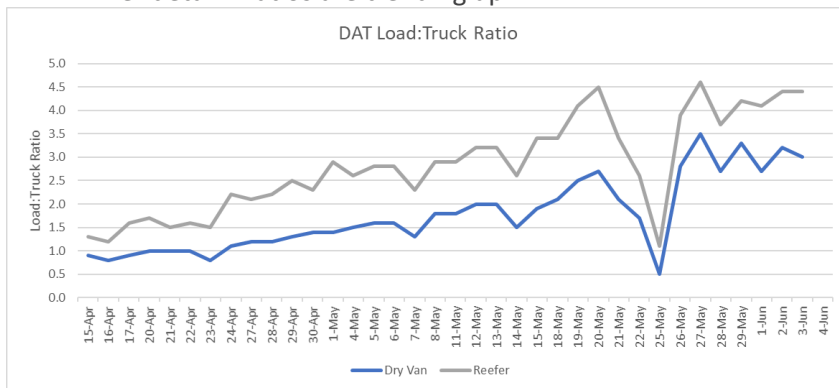
Trend info for Dry Van/Reefer/Flatbed:

- Spot market activity decreased 9.6% overall last week in comparison to the prior week, per DAT.
- Van shipment load to truck ratio increased by 36% last week.
- Reefer shipment load to truck ratio increased by 12.9% last week.
- Flatbed shipment load to truck ratio increased by 35.3% last week.
- The table below is the latest load to truck ratio from DAT (US shipments).



Source: DAT Solutions, LLC.

- Same table as above but removed the flatbed info to show van/reefer in finer detail. Ratios are trending up.



Source: DAT Solutions, LLC.

Shelter In Place Directives		
State	Effective Date	"Reopen"
Alabama	4/4/2020	4/30/2020
Alaska	3/27/2020	4/24/2020
Arizona	3/31/2020	5/15/20
California	3/19/2020	Partial 5/12/20
Colorado	3/26/2020	4/26/2020
Connecticut	3/23/2020	5/20/20
Delaware	3/24/2020	5/31/20
Florida	4/3/2020	5/4/2020
Georgia	4/3/2020	4/24/2020
Hawaii	3/25/2020	5/31/20
Idaho	3/25/2020	4/30/2020
Illinois	3/21/2020	5/29/2020
Indiana	3/25/2020	5/4/2020
Kansas	3/30/2020	5/3/2020
Kentucky	3/23/2020	Retail open 5/20/2020
Louisiana	3/23/2020	5/15/20
Maine	4/2/2020	5/31/2020
Maryland	3/23/2020	5/15/2020
Massachusetts	3/24/2020	5/18/20
Michigan	3/24/2020	6/1/2020
Minnesota	3/28/2020	4/27/2020
Mississippi	4/3/2020	4/27/2020
Missouri	4/6/2020	5/3/2020
Montana	3/28/2020	4/27/2020
Nevada	3/25/2020	5/9/2020
New Hampshire	3/27/2020	expires 6/15/20
New Jersey	3/21/2020	expires 6/15/2020
New Mexico	3/24/2020	5/31/2020
New York	3/22/2020	5/28/2020
North Carolina	3/30/2020	5/22/2020
Ohio	3/23/2020	5/29/20
Oregon	3/20/2020	Partial 5/15/20
Pennsylvania	3/19/2020	6/4/20
Rhode Island	3/28/2020	5/8/20
South Carolina	4/7/2020	4/20/2020
Tennessee	4/1/2020	4/27/2020
Texas	4/2/2020	4/30/2020
Vermont	3/25/2020	5/15/20
Virginia	3/25/2020	Partial 5/15/20
Washington	3/23/2020	5/31/20
Washington DC	4/1/2020	5/29/20
West Virginia	3/24/2020	5/4/2020
Wisconsin	3/25/2020	5/13/2020



Export/Import/Ocean:

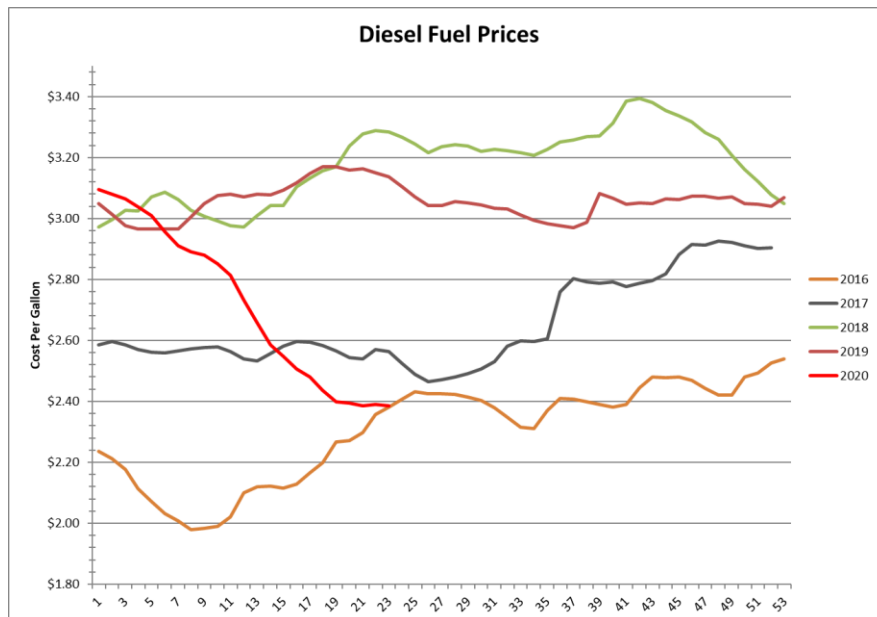
- U.S. exports [declined 20.5%](#) in April, the largest drop since 1992..
- The Panama Canal has not surprisingly seen a [substantial drop in activity](#) related to Covid-19. The ship count has steadily dropped since January from 1283 transits to 925 transits in May.
- [Blank sailings](#) to continue into the 3rd quarter as THE Alliance and 2M announced 75 cancelled sailings recently.
- CMA-CGM donated 200,000 respirator face masks to Los Angeles.
- According to IATA, [air cargo volume](#) dropped 27.7% in April.

Rail:

- The [Association of American Railroads](#) has reported that US weekly traffic is down 17.3% as compared to the same week last year.

Fuel:

- The national average price per gallon this week is \$2.386. A slight decrease from the prior week.



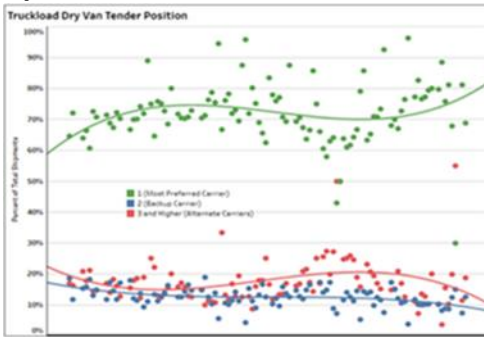
Source: U.S. Energy Information Administration



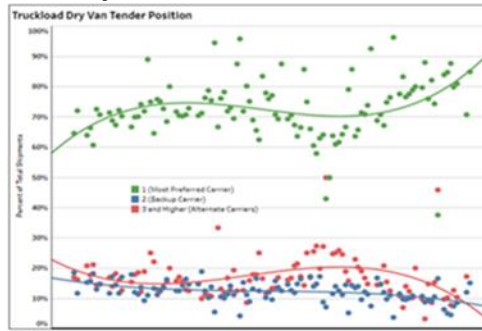
Market Tender Position – Surge recap:

- If you've been reading our weekly updates, we've ended each of the past several editions with snapshots of tender acceptance as noted by the CLX carrier network for sequential tenders.
- Green dots/line represents the primary carrier, blue represents the backup carrier, red represents other alternate carrier options.
- The surge has passed but notice in the past few weeks, backup carriers have begun accepting more than tertiary carriers as well, as capacity has freed up.

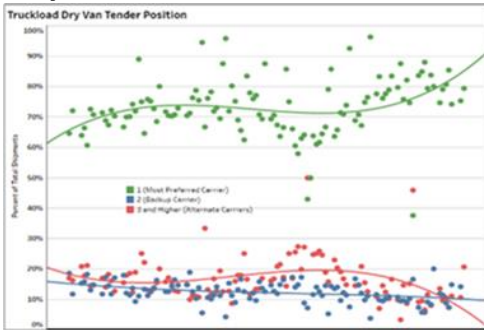
April 30, 2020



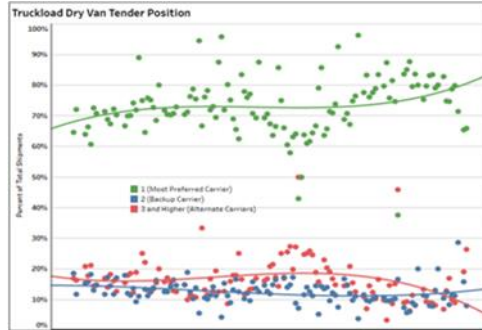
May 8, 2020



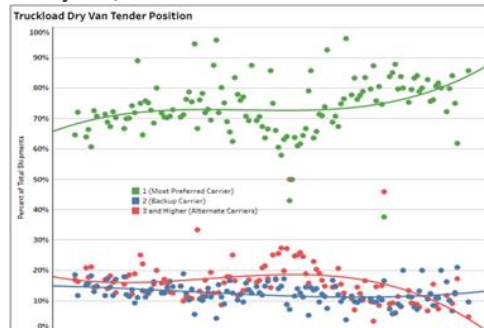
May 15, 2020



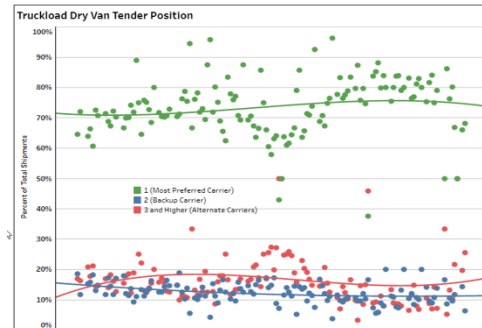
May 22, 2020



May 29, 2020



June 5, 2020



Source: CLX Logistics US carrier network. YTD June 2020. Customer pickup and return shipments excluded.

To get a free demonstration using your data and integrating the transportation managed analytics program into your data [contact us today.](#)