



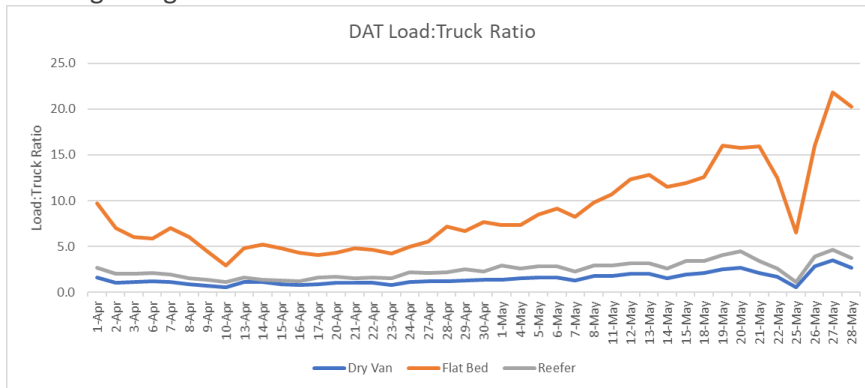
Market Updates

Bulk, LTL & Truckload (Van/Reefer/Flatbed):

- As has been the case for the past several weeks, we are not hearing reports of any widespread disruptions in service due to driver illness across any of the modes.
- [Driver shortage](#) concerns have abated, for now, as detailed in the linked article from Transport Topics.

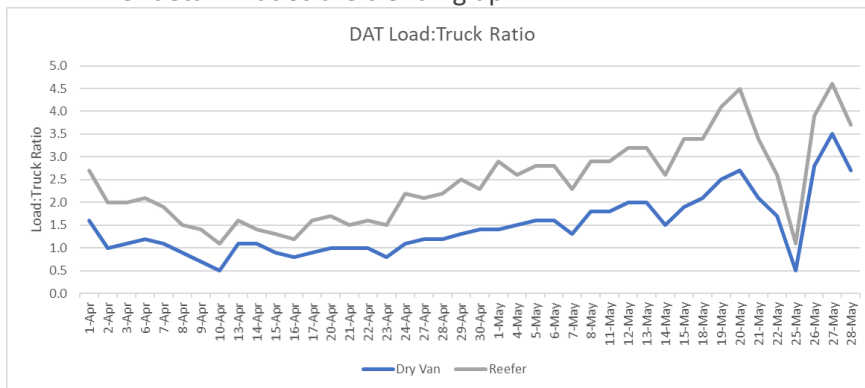
Trend info for Dry Van/Reefer/Flatbed:

- Spot market activity decreased 16.5% overall last week in comparison to the prior week, per DAT.
- Van shipment load to truck ratio increased by 19.7% last week.
- Reefer shipment load to truck ratio increased by 10.5% last week.
- Flatbed shipment load to truck ratio increased by 27.4% last week.
- The table below is the latest load to truck ratio from DAT (US shipments). Memorial Day resulting in the steep decline at the beginning of this week.




Source: DAT Solutions, LLC.

- Same table as above but removed the flatbed info to show van/reefer in finer detail. Ratios are trending up.



Source: DAT Solutions, LLC.

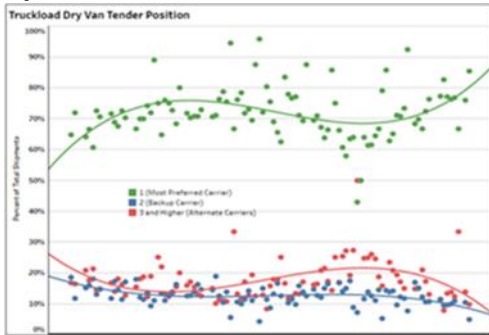
Shelter In Place Directives		
State	Effective Date	"Reopen"
Alabama	4/4/2020	4/30/2020
Alaska	3/27/2020	4/24/2020
Arizona	3/31/2020	5/15/20
California	3/19/2020	Partial 5/12/20
Colorado	3/26/2020	4/26/2020
Connecticut	3/23/2020	5/20/20
Delaware	3/24/2020	expires 5/31/20
Florida	4/3/2020	5/4/2020
Georgia	4/3/2020	4/24/2020
Hawaii	3/25/2020	expires 5/31/20
Idaho	3/25/2020	4/30/2020
Illinois	3/21/2020	expires 5/29/20
Indiana	3/25/2020	5/4/2020
Kansas	3/30/2020	5/3/2020
Kentucky	3/23/2020	Retail open 5/20/2020
Louisiana	3/23/2020	5/15/20
Maine	4/2/2020	Partial 4/30/2020
Maryland	3/23/2020	5/15/2020
Massachusetts	3/24/2020	5/18/20
Michigan	3/24/2020	Partial 5/22/2020
Minnesota	3/28/2020	4/27/2020
Mississippi	4/3/2020	4/27/2020
Missouri	4/6/2020	5/3/2020
Montana	3/28/2020	4/27/2020
Nevada	3/25/2020	5/9/2020
New Hampshire	3/27/2020	expires 5/31/20
New Jersey	3/21/2020	expires 6/5/2020
New Mexico	3/24/2020	Partial 5/16/2020
New York	3/22/2020	partial 5/15/20
North Carolina	3/30/2020	5/22/20
Ohio	3/23/2020	expires 5/29/20
Oregon	3/20/2020	Partial 5/15/20
Pennsylvania	3/19/2020	Partial 5/8/20 - expires 6/4/20
Rhode Island	3/28/2020	5/8/20
South Carolina	4/7/2020	4/20/2020
Tennessee	4/1/2020	4/27/2020
Texas	4/2/2020	4/30/2020
Vermont	3/25/2020	5/15/20
Virginia	3/25/2020	Partial 5/15/20
Washington	3/23/2020	Partial 5/11/20 expires 5/31/20
Washington DC	4/1/2020	expires 5/29/20
West Virginia	3/24/2020	5/4/2020
Wisconsin	3/25/2020	5/13/2020



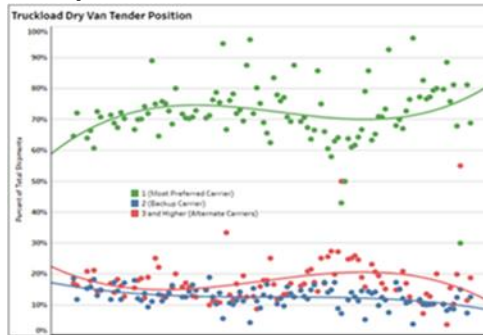
Market Tender Position – Surge recap:

- If you've been reading our weekly updates, we've ended each of the past several editions with snapshots of tender acceptance as noted by the CLX carrier network for sequential tenders.
- Green dots/line represents the primary carrier, blue represents the backup carrier, red represents other alternate carrier options.
- The surge has passed but notice in the past few weeks, backup carriers have begun accepting more than tertiary carriers as well, as capacity has freed up.

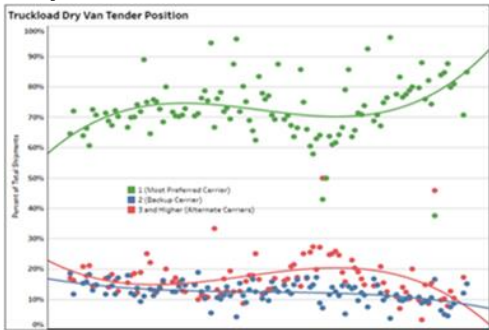
April 24, 2020



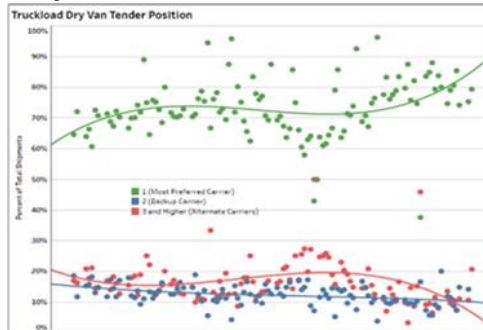
April 30, 2020



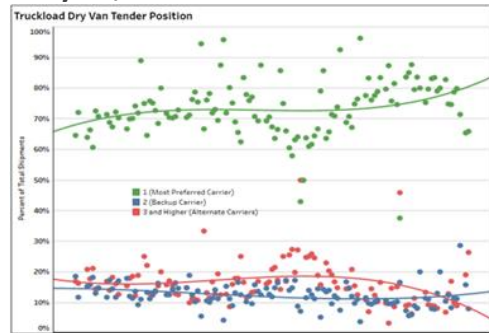
May 8, 2020



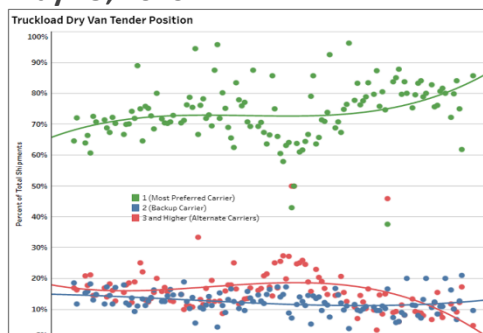
May 15, 2020



May 22, 2020



May 29, 2020



Source: CLX Logistics US carrier network. YTD May 2020. Customer pickup and return shipments excluded.

To get a free demonstration using your data and integrating the transportation managed analytics program into your data [contact us today.](#)