



## May 22, 2020:

CLX Logistics continues to monitor the impacts of the Covid-19 virus. As a company, we are focused on the safety of our employees and ensuring our customers are well supported through this time. We remain open for business and are operating under our business continuity plan. During this time, two-way communication is key. Please do not hesitate to reach out to us.

Below is a recap of key items impacting transportation today. It is a compilation of information from our team, carrier partners, customers, and industry sources.

## Regulatory / Governmental Updates:

- [FMCSA](#) information and resources website contains the latest updates to the Covid-19 outbreak.
- On [May 13<sup>th</sup>](#), FMCSA extended the Covid 19 exemption for essential supplies, equipment, and persons through June 14.
- Although not a regulatory matter, per se, we wanted to make sure readers are aware that on **Monday, June 1, 2020**, Norfolk Southern will begin using the Intermodal Association of North America's (IANA) Intermodal Driver Database (IDD) for drayage management. Additional info can be found [here](#). Only drivers registered in the IDD will be permitted to access Norfolk Southern intermodal facilities.

## Closures and Travel Restrictions:

- The Cybersecurity and Infrastructure Security Agency (CISA) and Idaho National Laboratory (INL) have developed a website for truckers and other transportation professionals to understand the various restrictions found throughout the country. The Commercial Routing Assistance website can be accessed via [this link](#).
- As states in the U.S. continue to open back up the table on page 2 has been updated with the most recent changes. The definition of what "open" entails varies by location in terms of businesses impacted and size of gatherings permitted. And some states, ex. Pennsylvania, Oregon, and Virginia, are opening portions of their state while other portions remain "closed."
- The table of closures/openings lists either the planned re-opening date, or the expiration date of the stay at home orders by state. The dates can and likely will change as each state assesses their own circumstances each day.
- A worldwide list of restrictions from the [International Road Transport Union](#) can be found [here](#).
- US/Canada and US/Mexico [border restrictions extended](#) into June.

## Thank a trucker / transportation professional!

- During the outbreak of the Covid-19 virus, America's truckers have continued to supply the medicines, medical equipment, food, fuel, and other critical goods that we all depend upon each day.
- CLX would like to recognize and provide a small token of thanks those individuals who have remained out on the 'frontlines' performing these critical tasks while most non-essential activities have been stopped as America shelters in place.
- Please send any nominations for someone in the trucking industry (drivers, terminal employees, or dispatchers) that has provided exception service during this time to [ICT@clxlogistics.com](mailto:ICT@clxlogistics.com)

## Having Capacity Issues?

CLX Brokerage Services can help alleviate some of the capacity issues you may be experiencing with your pool of carriers.

**Contact us for more info:**  
[Brokerage@clxlogistics.com](mailto:Brokerage@clxlogistics.com)



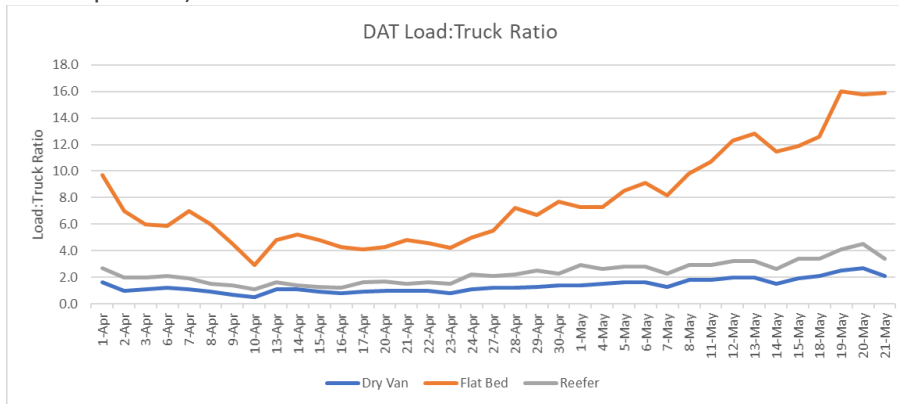
## Market Updates

### Bulk, LTL & Truckload (Van/Reefer/Flatbed):

- As has been the case for the past several weeks, we are not hearing reports of any widespread disruptions in service due to driver illness across any of the modes.
- The [American Trucking Association Tonnage Index](#) declined 12.2% in April. The decline was the largest in 26 years.

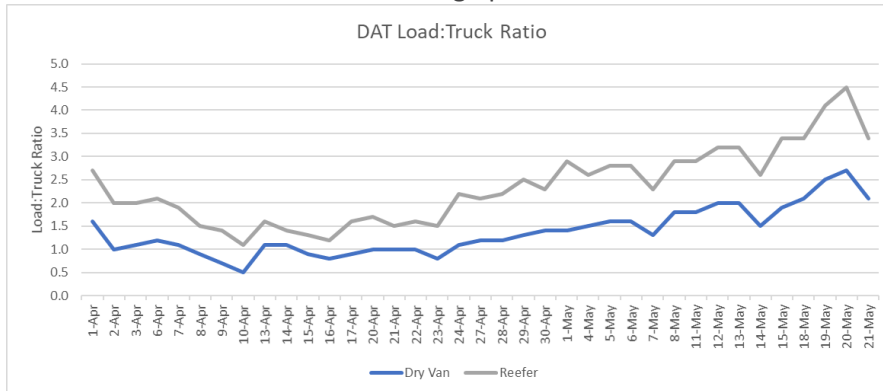
### Trend info for Dry Van/Reefer/Flatbed:

- Spot market activity decreased 0.5% overall last week in comparison to the prior week, per DAT.
- Van shipment load to truck ratio increased by 14.5% last week.
- Reefer shipment load to truck ratio increased by 9.5% last week.
- Flatbed shipment load to truck ratio increased by 34.5% last week.
- The table below is the latest load to truck ratio from DAT (US shipments)




Source: DAT Solutions, LLC.

- Same table as above but removed the flatbed info to show van/reefer in finer detail. Ratios are trending up.



Source: DAT Solutions, LLC.

Shelter In Place Directives		
State	Effective Date	"Reopen"
Alabama	4/4/2020	4/30/2020
Alaska	3/27/2020	4/24/2020
Arizona	3/31/2020	5/15/20
California	3/19/2020	
Colorado	3/26/2020	4/26/2020
Connecticut	3/23/2020	5/20/20
Delaware	3/24/2020	expires
Florida	4/3/2020	5/31/20
Georgia	4/3/2020	5/4/2020
Hawaii	3/25/2020	4/24/2020
Idaho	3/25/2020	expires
Illinois	3/21/2020	5/31/20
Indiana	3/25/2020	5/4/2020
Kansas	3/30/2020	5/3/2020
Kentucky	3/23/2020	Retail open 5/20/2020
Louisiana	3/23/2020	5/15/20
Maine	4/2/2020	4/30/2020
Maryland	3/23/2020	5/15/2020
Massachusetts	3/24/2020	5/18/20
Michigan	3/24/2020	Partial 5/22/2020
Minnesota	3/28/2020	5/27/2020
Mississippi	4/3/2020	4/27/2020
Missouri	4/6/2020	5/3/2020
Montana	3/28/2020	4/27/2020
Nevada	3/25/2020	5/9/2020
New Hampshire	3/27/2020	expires 5/31/20
New Jersey	3/21/2020	expires 6/5/2020
New Mexico	3/24/2020	5/16/2020
New York	3/22/2020	partial 5/15/20
North Carolina	3/30/2020	expires 5/22/20
Ohio	3/23/2020	expires 5/29/20
Oregon	3/20/2020	Partial 5/15/20
Pennsylvania	3/19/2020	Partial 5/8/20 - expires 6/4/20
Rhode Island	3/28/2020	5/8/20
South Carolina	4/7/2020	4/20/2020
Tennessee	4/1/2020	4/27/2020
Texas	4/2/2020	4/30/2020
Vermont	3/25/2020	5/15/20
Virginia	3/25/2020	Partial 5/15/20
Washington	3/23/2020	Partial 5/11/20 expires 5/31/20
Washington DC	4/1/2020	expires 6/8/20
West Virginia	3/24/2020	5/4/2020
Wisconsin	3/25/2020	5/13/2020



## Export/Import/Ocean:

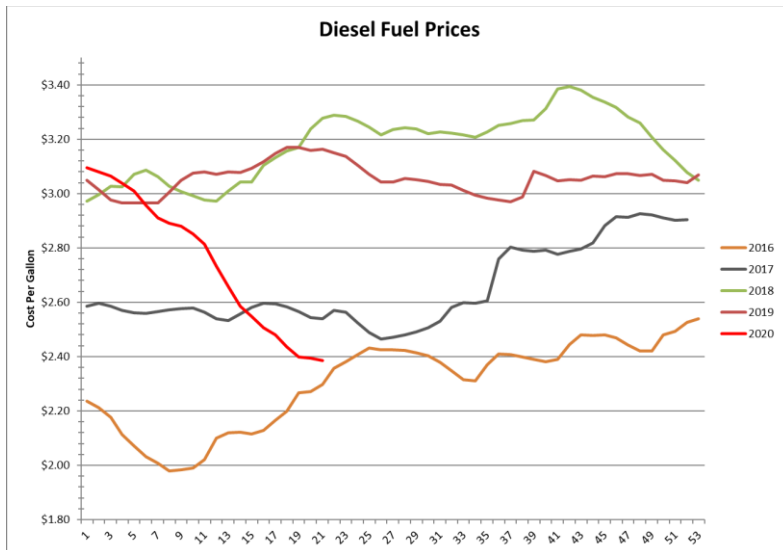
- The Georgia Ports Authority has indicated that May and June at their facilities will see a decrease of service due to blank sailings. More than 20% of planned arrivals for May and 15% of planned arrivals have been blanked. That's a rise from 12% in April. Decrease in vessel arrivals means a decrease in equipment for outbound cargo, therefore creating potential shortages for exporters in the American Southeast.
- United Airlines will operate more than 1100 dedicated cargo flights on passenger planes in May. Delta advised that they will use their twin-aisle flights from Shanghai to Los Angeles and Shanghai to Atlanta to move cargo from China and Korea on a daily basis. Air Canada is expanding their service and continues to remove seats from passenger planes to increase cargo capacity. American Airlines announced that they will provide 140 flights every week, an increase of 43% from the prior weeks, to 15 cities from the U.S. to the rest of the world.

## Rail:

- The [Association of American Railroads](#) has reported that US weekly traffic is down 30.2% as compared to the same week last year. The largest weekly decline since tracking began in 1988.

## Fuel:

- The national average price per gallon this week is \$2.386.



Source: U.S. Energy Information Administration

## Memorial Day information you may not know:

- It was started in 1868 to honor those who died during the Civil War.
- Was originally called Decoration Day.
- May 30<sup>th</sup> was the traditional day it was observed prior to becoming a federal holiday.
- 1968 Uniform Monday Holiday Act established the last Monday in May as the date for Memorial Day.
- More information can be found [here](#).

Source: [www.history.com](http://www.history.com)

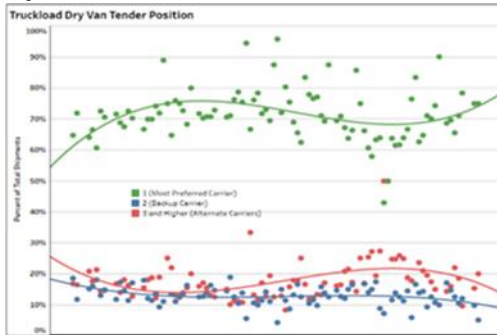




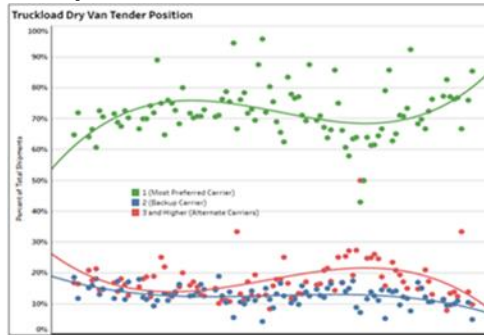
## Market Tender Position – Surge recap:

- If you've been reading our weekly updates, we've ended each of the past several editions with snapshots of tender acceptance as noted by the CLX carrier network for sequential tenders.
- Green dots/line represents the primary carrier, blue represents the backup carrier, red represents other alternate carrier options.
- The surge has passed but notice in the past few weeks, backup carriers have begun accepting more than tertiary carriers as well, as capacity has freed up.

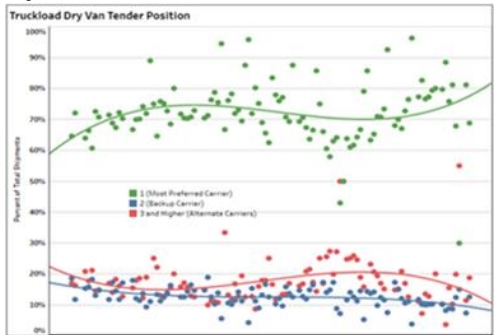
April 17, 2020



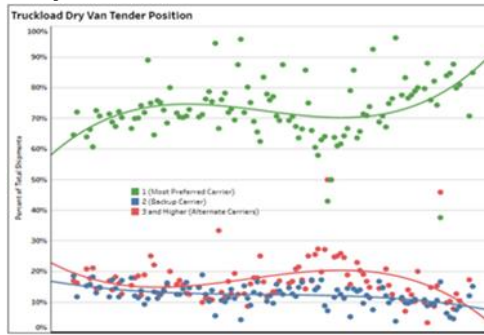
April 24, 2020



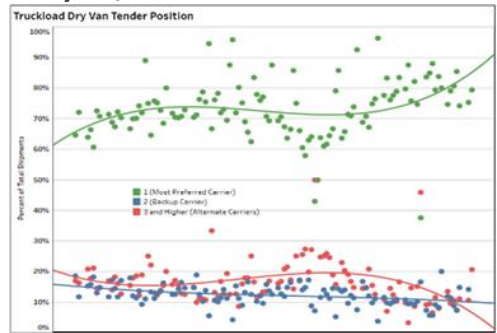
April 30, 2020



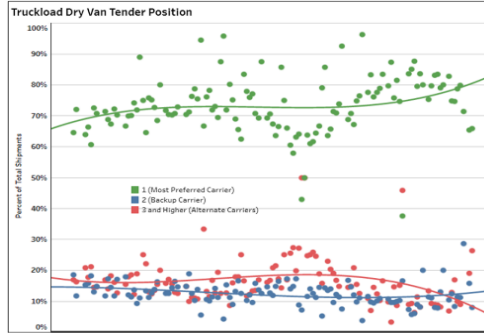
May 8, 2020



May 15, 2020



May 22, 2020



Source: CLX Logistics US carrier network. YTD May 2020. Customer pickup and return shipments excluded.

To get a free demonstration using your data and integrating the transportation managed analytics program into your data [contact us today.](#)