



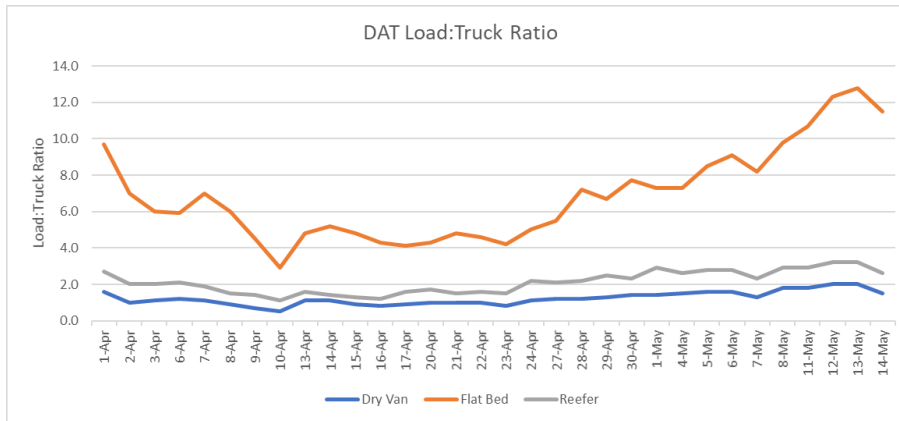
Market Updates

Bulk, LTL & Truckload (Van/Reefer/Flatbed):

- As has been the case for the past several weeks, we are not hearing reports of any widespread disruptions in service due to driver illness across any of the modes.

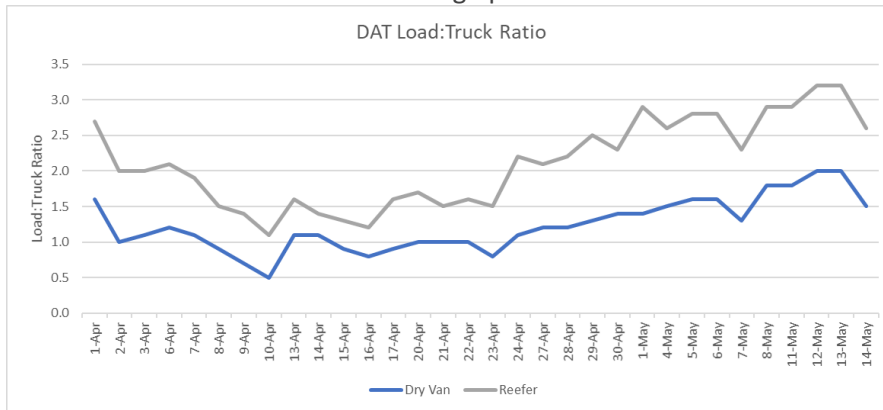
Trend info for Dry Van/Reefer/Flatbed:

- Spot market activity increased 22.2% overall last week in comparison to the prior week, per DAT.
- Van shipment load to truck ratio increased by 20.6% last week.
- Reefer shipment load to truck ratio increased by 11.3% last week.
- Flatbed shipment load to truck ratio increased by 25.7% last week.
- The table below is the latest load to truck ratio from DAT (US shipments)



Source: DAT Solutions, LLC.

- Same table as above but removed the flatbed info to show van/reefer in finer detail. Ratios are trending up.



Source: DAT Solutions, LLC.

Shelter In Place Directives		
State	Effective Date	"Reopen"
Alabama	4/4/2020	4/30/2020
Alaska	3/27/2020	4/24/2020
Arizona	3/31/2020	expires 5/15/20
California	3/19/2020	expires 5/31/20
Colorado	3/26/2020	4/26/2020
Connecticut	3/23/2020	expires 5/20/20
Delaware	3/24/2020	expires 5/31/20
Florida	4/3/2020	5/4/2020
Georgia	4/3/2020	4/24/2020
Hawaii	3/25/2020	expires 5/31/20
Idaho	3/25/2020	4/30/2020
Illinois	3/21/2020	expires 5/31/20
Indiana	3/25/2020	5/4/2020
Kansas	3/30/2020	5/3/2020
Kentucky	3/23/2020	Retail open 5/20/2020
Louisiana	3/23/2020	expires 5/15/20
Maine	4/2/2020	4/30/2020
Maryland	3/23/2020	
Massachusetts	3/24/2020	expires 5/18/20
Michigan	3/24/2020	expires 5/28/20
Minnesota	3/28/2020	4/27/2020
Mississippi	4/3/2020	4/27/2020
Missouri	4/6/2020	5/3/2020
Montana	3/28/2020	4/27/2020
Nevada	3/25/2020	5/9/2020
New Hampshire	3/27/2020	expires 5/31/20
New Jersey	3/21/2020	6/5/2020
New Mexico	3/24/2020	expires 5/15/20
New York	3/22/2020	expires 5/15/20
North Carolina	3/30/2020	expires 5/22/20
Ohio	3/23/2020	expires 5/29/20
Oregon	3/20/2020	Partial 5/15/20
Pennsylvania	3/19/2020	Partial 5/8/20 - expires 6/4/20
Rhode Island	3/28/2020	5/8/20
South Carolina	4/7/2020	4/20/2020
Tennessee	4/1/2020	4/27/2020
Texas	4/2/2020	4/30/2020
Vermont	3/25/2020	expires 5/15/20
Virginia	3/25/2020	Partial 5/15/20
Washington	3/23/2020	expires 5/31/20
Washington DC	4/1/2020	expires 5/15/20
West Virginia	3/24/2020	5/4/2020
Wisconsin	3/25/2020	5/13/20 due to Wisc Supreme Court ruling



Export/Import/Ocean:

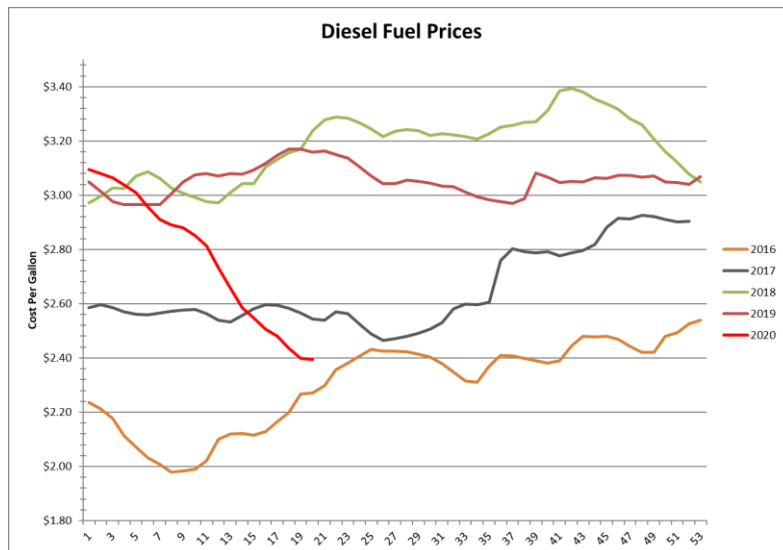
- Arrivals into the United State ports continue their impact months into the COVID-19 pandemic. Import arrivals are down 19% for May, 18% for June and already are down 10% for July with the potential to increase because July arrivals are not yet set. This doesn't mean that vessels are not departing full (they are), rather it indicates that in order to maintain full vessels an increased number of vessels are being eliminated from rotations in order to guarantee full vessels. As a result, transit time increases are required for supply chain planning.
- Hapag Lloyd announced another GRI on westbound shipments from all US and Canadian locations to all East Asia destinations. Effective June 10, 2020, all 20' container shipments will be subject to a USD50 GRI and all 40' containers will see a USD100 increase.
- The GRI from CMA-CGM originally planned for May 20 has been pushed back to June 1st. The GRI is in effect from all U.S. ports of loading to any ports in India, Pakistan, Sri Lanka, Bangladesh, Middle East Gulf and Red Sea ports of discharge or inland point via said ports. The total costs are USD 50 per 20' container and USD 100 per 40' and 45' container.

Rail:

- The [Association of American Railroads](#) has reported that US weekly traffic is down 28.4% as compared to the same week last year.

Fuel:


- The national average price per gallon this week is \$2.394. The price dropped just \$0.005 this past week.



Source: U.S. Energy Information Administration

Maritime History: America's hospital ships started as crude oil tankers.

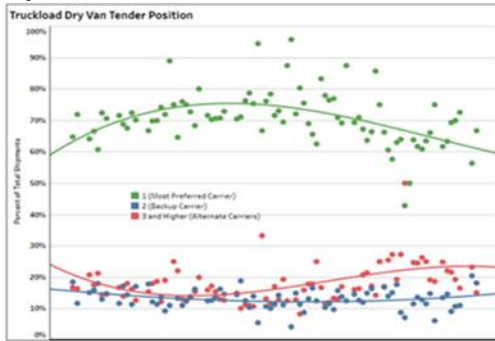
- [This story](#) details the history of American hospital ships going back to 1803.
- The current ships, USNS Comfort and USNS Mercy, started out as crude oil tankers.
- They were converted to hospital ships in 1987.
- Each ship contains 12 operating rooms and 1,000 beds.



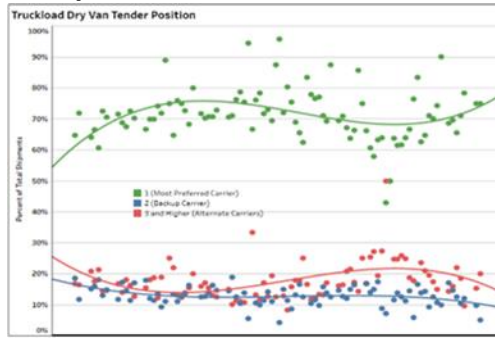
Market Tender Position – Surge recap:

- If you've been reading our weekly updates, we've ended each of the past several editions with snapshots of tender acceptance as noted by the CLX carrier network for sequential tenders. This week's chart has been added to the group.
- We are well past the surge now, acceptance by primaries continues to trend positive as load counts remain depressed.
- Green dots/line represents the primary carrier, blue represents the backup carrier, red represents other alternate carrier options.

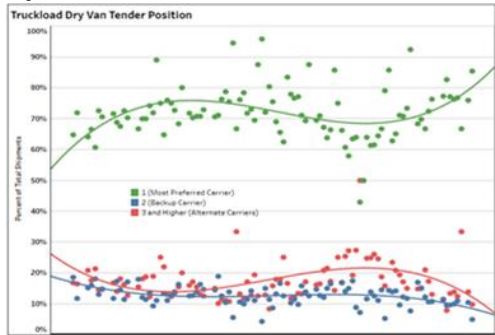
April 10, 2020



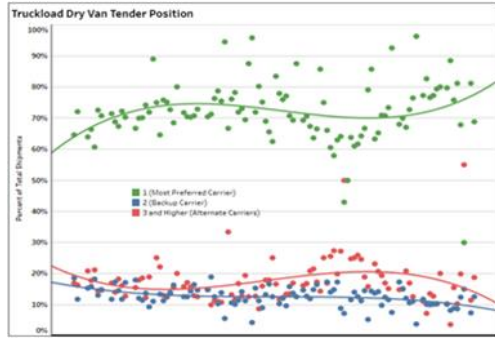
April 17, 2020



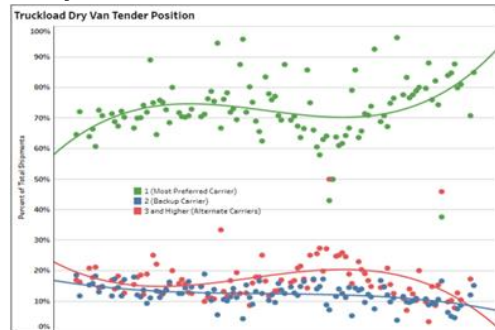
April 24, 2020



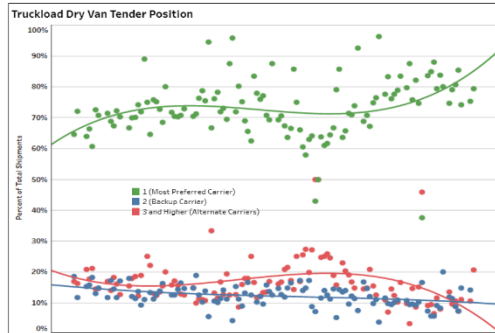
April 30, 2020



May 8, 2020



May 15, 2020



Source: CLX Logistics US carrier network. YTD May 2020. Customer pickup and return shipments excluded.

To get a free demonstration using your data and integrating the transportation managed analytics program into your data [contact us today.](#)