



May 8, 2020:

CLX Logistics continues to monitor the impacts of the Covid-19 virus. As a company, we are focused on the safety of our employees and ensuring our customers are well supported through this time. We remain open for business and are operating under our business continuity plan. During this time, two-way communication is key. Please do not hesitate to reach out to us.

Below is a recap of key items impacting transportation today. It is a compilation of information from our team, carrier partners, customers, and industry sources.

Regulatory / Governmental Updates:

- No substantial changes since last week.
- [FMCSA](#) will be distributing approximately 1 million protective masks to commercial truck drivers.
- [FMCSA](#) information and resources website contains the latest updates to the Covid-19 outbreak.

Closures and Travel Restrictions:

- The Cybersecurity and Infrastructure Security Agency (CISA) and Idaho National Laboratory (INL) have developed a website for truckers and other transportation professionals to understand the various restrictions found throughout the country. The Commercial Routing Assistance website can be accessed via [this link](#).
- As states in the U.S. continue to open back up the table on page 2 has been updated with the most recent changes. The definition of what “open” entails varies by location in terms of businesses impacted and size of gatherings permitted.
- The table of closures/openings lists either the planned re-opening date, or the expiration date of the stay at home orders by state. The dates can and likely will change as each state assesses their own circumstances each day.
- A worldwide list of restrictions from the [International Road Transport Union](#) can be found [here](#).

Thank a trucker / transportation professional!

- During the outbreak of the Covid-19 virus, America’s truckers have continued to supply the medicines, medical equipment, food, fuel, and other critical goods that we all depend upon each day.
- CLX would like to recognize and provide a small token of thanks those individuals who have remained out on the ‘frontlines’ performing these critical tasks while most non-essential activities have been stopped as America shelters in place.
- Please send any nominations for someone in the trucking industry (drivers, terminal employees, or dispatchers) that has provided exception service during this time to ICT@clxlogistics.com

Having Capacity Issues?

CLX Brokerage Services can help alleviate some of the capacity issues you may be experiencing with your pool of carriers.

Contact us for more info:
Brokerage@clxlogistics.com



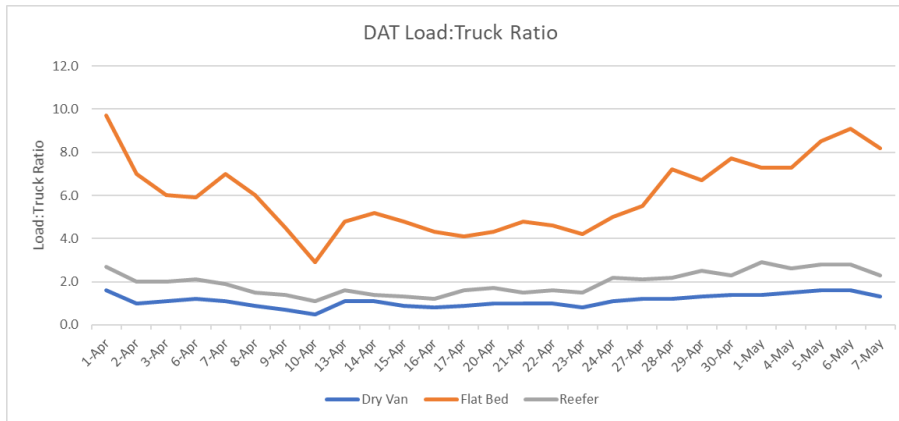
Market Updates

Bulk, LTL & Truckload (Van/Reefer/Flatbed):

- As has been the case for the past several weeks, we are not hearing reports of any widespread disruptions in service due to driver illness across any of the modes.

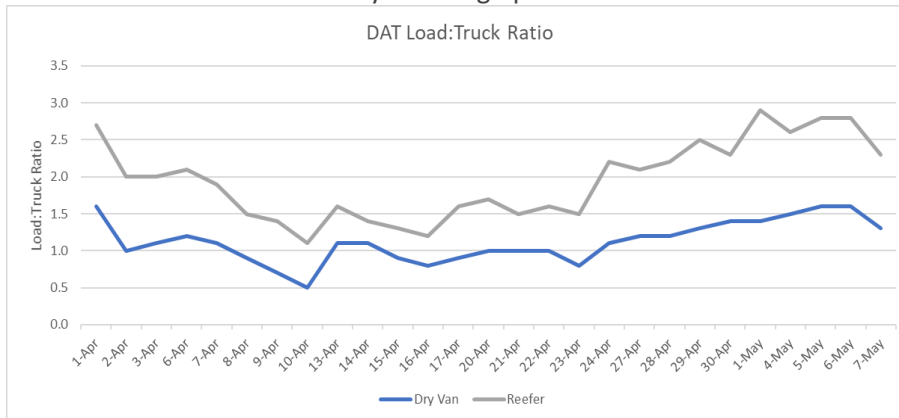
Trend info for Dry Van/Reefer/Flatbed:

- Spot market activity increased 33.3% overall last week in comparison to the prior week, per DAT.
- Van shipment load to truck ratio increased by 30.6% last week.
- Reefer shipment load to truck ratio increased by 38.9% last week.
- Flatbed shipment load to truck ratio increased by 51.3% last week.
- The table below is the latest load to truck ratio from DAT (US shipments)



Source: DAT Solutions, LLC.

- Same table as above but removed the flatbed info to show van/reefer in finer detail. Ratio slowly trending up.



Source: DAT Solutions, LLC.

Shelter In Place Directives		
State	Effective Date	"Reopen"
Alabama	4/4/2020	4/30/2020
Alaska	3/27/2020	4/24/2020
Arizona	3/31/2020	expires 5/15/20
California	3/19/2020	expires 5/15/20
Colorado	3/26/2020	4/26/2020
Connecticut	3/23/2020	expires 5/20/20
Delaware	3/24/2020	expires 5/15/20
Florida	4/3/2020	5/4/2020
Georgia	4/3/2020	4/24/2020
Hawaii	3/25/2020	expires 5/31/20
Idaho	3/25/2020	4/30/2020
Illinois	3/21/2020	expires 5/31/20
Indiana	3/25/2020	5/4/2020
Kansas	3/30/2020	5/3/2020
Kentucky	3/23/2020	
Louisiana	3/23/2020	expires 5/15/20
Maine	4/2/2020	4/30/2020
Maryland	3/23/2020	
Massachusetts	3/24/2020	expires 5/18/20
Michigan	3/24/2020	expires 5/28/20
Minnesota	3/28/2020	4/27/2020
Mississippi	4/3/2020	4/27/2020
Missouri	4/6/2020	5/3/2020
Montana	3/28/2020	4/27/2020
Nevada	3/25/2020	expires 5/15/20
New Hampshire	3/27/2020	expires 5/31/20
New Jersey	3/21/2020	expires 6/5/2020
New Mexico	3/24/2020	expires 5/15/20
New York	3/22/2020	expires 5/15/20
North Carolina	3/30/2020	expires 5/12/20
Ohio	3/23/2020	expires 5/29/20
Oregon	3/20/2020	
Pennsylvania	3/19/2020	expires 5/8/20
Rhode Island	3/28/2020	expires 5/8/20
South Carolina	4/7/2020	4/20/2020
Tennessee	4/1/2020	4/27/2020
Texas	4/2/2020	4/30/2020
Vermont	3/25/2020	expires 5/15/20
Virginia	3/25/2020	expires 6/10/20
Washington	3/23/2020	expires 5/31/20
Washington DC	4/1/2020	expires 5/15/20
West Virginia	3/24/2020	5/4/2020
Wisconsin	3/25/2020	expires 5/26/20



Export/Import/Ocean:

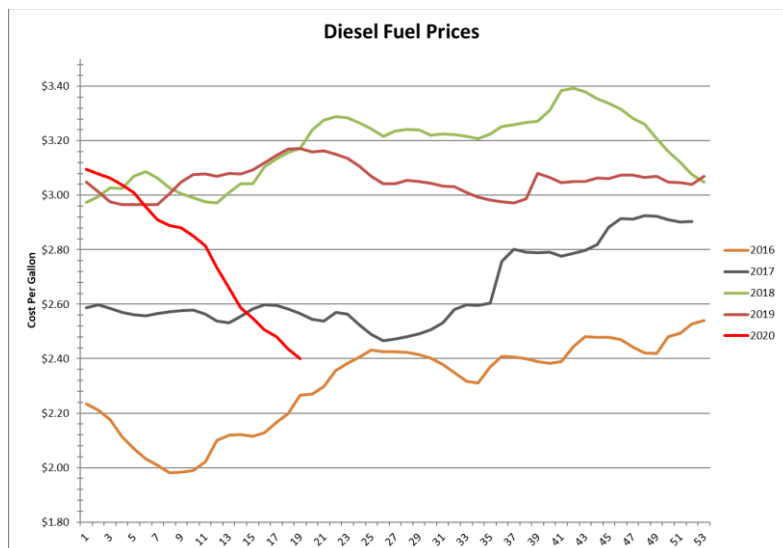
- A recent report by eeSea, a Danish platform that tracks ocean container industry schedules, 21% of vessels from Asia to North America were cancelled in May, 18.6% have been cancelled for June, 9.5% have been cancelled for July.
- Due to blank sailings and the resulting container shortage in the U.S., the Federal Maritime Commission has asked Congress to help bail out container terminals with paying for terminal lease costs as well as payroll. Aside from the container imbalance, the safety measures that have been required to be put in place for terminal workers has significantly increased cost for the terminal owners.
- Hapag Lloyd announced another GRI on eastbound shipments from East Asia to all US and Canadian destinations and this one is the most significant increase they've instituted so far this year. Effective June 15, 2020, all 20' container shipments will be subject to a USD1200 GRI and all 40' containers will see a USD1500 increase.
- The International Federation of Freight Forwarders Associations (FIATA) said recently that the impact of COVID-19 on the imbalance of container equipment to enable cargo to move worldwide is nearing a "tipping point."

Rail:

- The [Association of American Railroads](#) has reported that US weekly traffic is down 22.1% as compared to the same week last year.

Fuel:

- The national average price per gallon this week is \$2.399. That is the lowest price since mid-October of 2016.



Source: U.S. Energy Information Administration

PPE Surge Demand Overwhelming Chinese Airport Hubs

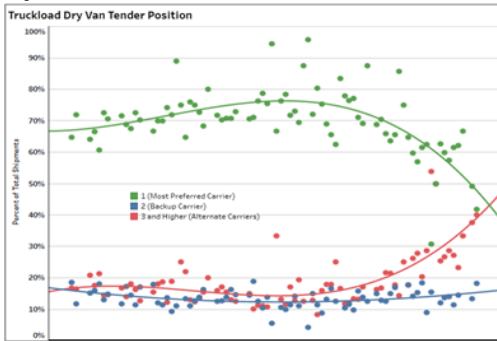
- JOC article on May 6th by Greg Knowler advises that shippers must have cargo at air logistics centers at least 72 hrs. prior to scheduled flight.
- Changes are due to surge of larger quantity PPE orders, social distancing and rule changes in Chinese export customs facilities.
- Some charter flights departing without being fully loaded.
- Pricing has increased to an average of \$10.46/kg, and as high as \$14/kg to the Midwest.



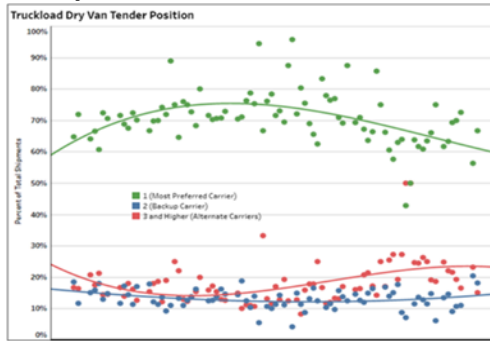
Market Tender Position – Surge recap:

- If you've been reading our weekly updates, we've ended each of the past several editions with snapshots of tender acceptance as noted by the CLX carrier network for sequential tenders. This week's chart has been added to the group.
- We are well past the surge now, acceptance by primaries continues to trend positive as load counts remain depressed.
- Green dots/line represents the primary carrier, blue represents the backup carrier, red represents other alternate carrier options.

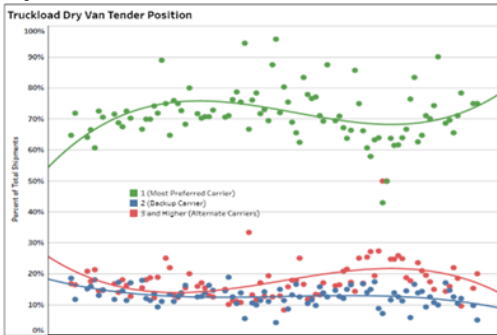
April 3, 2020



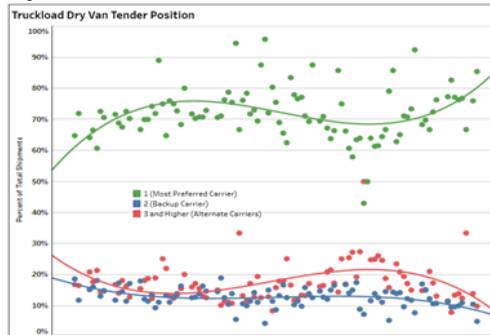
April 10, 2020



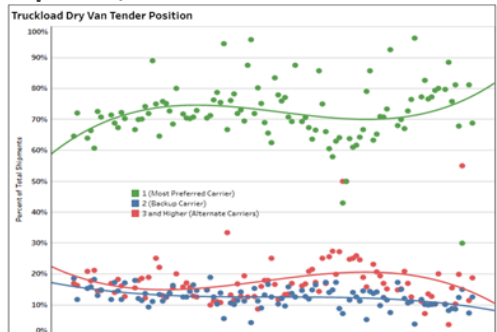
April 17, 2020



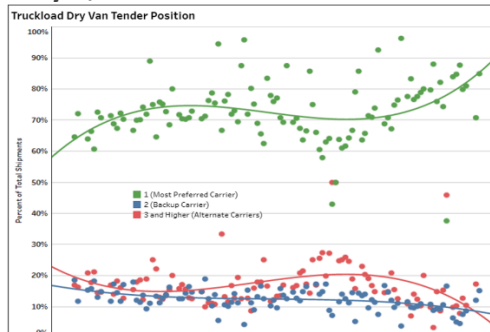
April 24, 2020



April 30, 2020



May 8, 2020



Source: CLX Logistics US carrier network. YTD May 2020. Customer pickup and return shipments excluded.

To get a free demonstration using your data and integrating the transportation managed analytics program into your data [contact us today.](#)